



Diagnosis, Treatment and Monitoring of Hyperadrenocorticism



VETORYL[®] CAPSULES (trilostane)

CAUTION: Federal (USA) law restricts this drug to use by or on the order of a licensed veterinarian. As with all drugs, side effects may occur. In field studies and post-approval experience, the most common side effects reported were: anorexia, lethargy/depression, vomiting, diarrhea, elevated liver enzymes, elevated potassium with or without elevated sodium, elevated BUN, decreased Na/K ratio, hypoadrenocorticism, weakness, elevated creatinine, shaking, and renal insufficiency. In some cases, death has been reported as an outcome of these adverse events. VETORYL Capsules are not for use in dogs with primary hepatic or renal disease, or in pregnant dogs. Refer to the prescribing information for complete details or visit www.Dechra-US.com.

Confirming the diagnosis of hyperadrenocorticism (HAC)

No test for HAC has 100% diagnostic accuracy. The diagnostic value of all endocrine tests will be significantly enhanced by performing them only when clinical signs consistent with HAC are present in the patient. Three endocrine diagnostic tests are available, all with particular advantages and disadvantages:

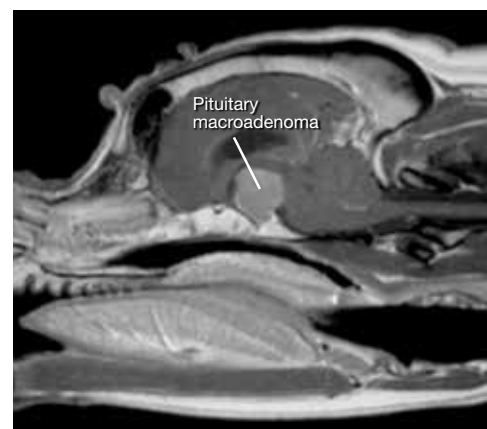
| Test | Sensitivity & Specificity | Additional info |
|---|--|--|
| Urinary Cortisol to Creatinine Ratio (UCCR) | <ul style="list-style-type: none"> • Highest sensitivity of all three tests makes it a great screening test • Highest confidence in a negative test result • Lacks specificity • False positives are relatively common | <ul style="list-style-type: none"> • To avoid false-positive results, urine samples should be collected at home at least two days after a visit to a veterinary clinic • Collect first urine sample from patient in the morning • Specificity and sensitivity can be increased when urine from 2-3 days is pooled and collectively tested and when the test is performed on dogs showing symptoms consistent with HAC |
| Low-Dose Dexamethasone Suppression | <ul style="list-style-type: none"> • High sensitivity • High confidence in a negative test result • Moderate specificity • False positives can occur | <ul style="list-style-type: none"> • Long test (8 hours) • In some cases may differentiate between PDH and ADH • Considered the screening test of choice unless iatrogenic HAC is suspected |
| ACTH Stimulation | <ul style="list-style-type: none"> • Highest specificity of all three tests • Highest confidence in a positive test result • Lacks sensitivity • False negatives are relatively common | <ul style="list-style-type: none"> • Relatively short test (1 hour) • Test of choice if there is a history of exogenous steroid therapy |

For detailed information on performing and interpreting these tests, please contact Dechra Veterinary Technical Services at (866) 933-2472 or your reference laboratory consult line.

Differentiating between types

It is necessary to differentiate between Pituitary Dependent Hyperadrenocorticism (PDH) and Adrenal Dependent Hyperadrenocorticism (ADH) to provide a more accurate prognosis and enable the full range of possible treatments to be discussed with the dog's owner.

Discriminatory tests available to differentiate between PDH and ADH include the low- and high-dose dexamethasone suppression tests, ultrasonography, and advanced imaging such as MRI and CT and measurement of endogenous ACTH.

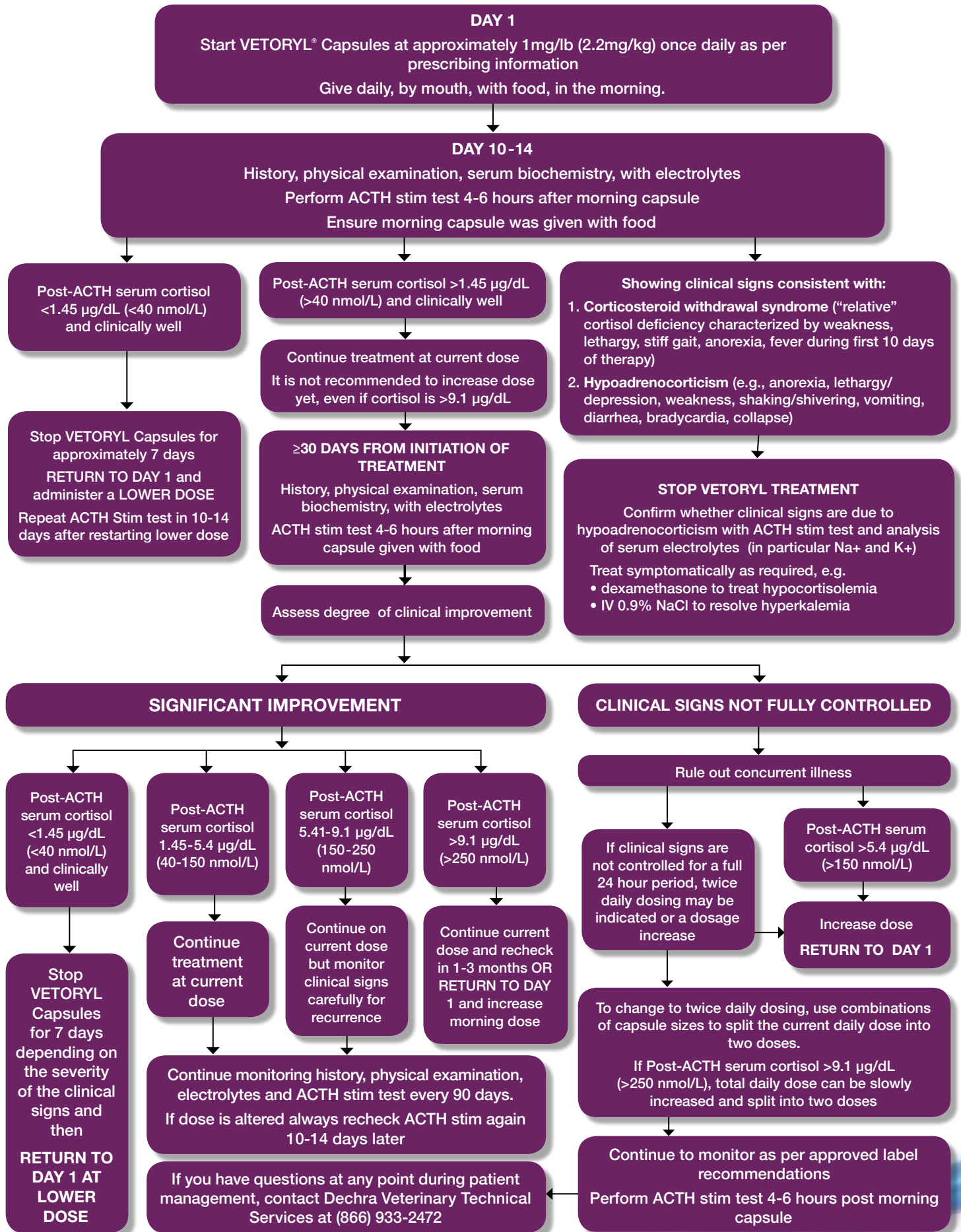


MRI image from a Boxer dog with a pituitary macroadenoma (image courtesy of Ruth Dennis, The Animal Health Trust, UK)

Diagnostic summary

A confident diagnosis requires consistent endocrine confirmatory test results in a dog with clinical signs compatible with hyperadrenocorticism.

Treatment and Monitoring of Hyperadrenocorticism



DAY 1

Start VETORYL® Capsules at approximately 1mg/lb (2.2mg/kg) once daily as per prescribing information
Give daily, by mouth, with food, in the morning.

DAY 10-14

History, physical examination, serum biochemistry, with electrolytes
Perform ACTH stim test 4-6 hours after morning capsule
Ensure morning capsule was given with food

Post-ACTH serum cortisol <1.45 µg/dL (<40 nmol/L) and clinically well

Post-ACTH serum cortisol >1.45 µg/dL (>40 nmol/L) and clinically well

Showing clinical signs consistent with:

1. Corticosteroid withdrawal syndrome ("relative" cortisol deficiency characterized by weakness, lethargy, stiff gait, anorexia, fever during first 10 days of therapy)
2. Hypoadrenocorticism (e.g., anorexia, lethargy/depression, weakness, shaking/shivering, vomiting, diarrhea, bradycardia, collapse)

Stop VETORYL Capsules for approximately 7 days
RETURN TO DAY 1 and administer a LOWER DOSE
Repeat ACTH Stim test in 10-14 days after restarting lower dose

Continue treatment at current dose
It is not recommended to increase dose yet, even if cortisol is >9.1 µg/dL

STOP VETORYL TREATMENT
Confirm whether clinical signs are due to hypoadrenocorticism with ACTH stim test and analysis of serum electrolytes (in particular Na+ and K+)
Treat symptomatically as required, e.g.
• dexamethasone to treat hypocortisolemia
• IV 0.9% NaCl to resolve hyperkalemia

≥30 DAYS FROM INITIATION OF TREATMENT
History, physical examination, serum biochemistry, with electrolytes
ACTH stim test 4-6 hours after morning capsule given with food

Assess degree of clinical improvement

SIGNIFICANT IMPROVEMENT

CLINICAL SIGNS NOT FULLY CONTROLLED

Post-ACTH serum cortisol <1.45 µg/dL (<40 nmol/L) and clinically well

Post-ACTH serum cortisol 1.45-5.4 µg/dL (40-150 nmol/L)

Post-ACTH serum cortisol 5.41-9.1 µg/dL (150-250 nmol/L)

Post-ACTH serum cortisol >9.1 µg/dL (>250 nmol/L)

Rule out concurrent illness

If clinical signs are not controlled for a full 24 hour period, twice daily dosing may be indicated or a dosage increase

Post-ACTH serum cortisol >5.4 µg/dL (>150 nmol/L)

Increase dose
RETURN TO DAY 1

Stop VETORYL Capsules for 7 days depending on the severity of the clinical signs and then
RETURN TO DAY 1 AT LOWER DOSE

Continue treatment at current dose

Continue on current dose but monitor clinical signs carefully for recurrence

Continue current dose and recheck in 1-3 months OR RETURN TO DAY 1 and increase morning dose

To change to twice daily dosing, use combinations of capsule sizes to split the current daily dose into two doses.

If Post-ACTH serum cortisol >9.1 µg/dL (>250 nmol/L), total daily dose can be slowly increased and split into two doses

Continue monitoring history, physical examination, electrolytes and ACTH stim test every 90 days.
If dose is altered always recheck ACTH stim again 10-14 days later

Continue to monitor as per approved label recommendations
Perform ACTH stim test 4-6 hours post morning capsule

If you have questions at any point during patient management, contact Dechra Veterinary Technical Services at (866) 933-2472

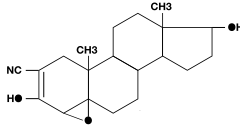


VETORYL[®] CAPSULES (trilostane)

Adrenocortical suppressant for oral use in dogs only.

CAUTION: Federal (USA) law restricts this drug to use by or on the order of a licensed veterinarian.

DESCRIPTION: VETORYL Capsules are available in 5 sizes (5, 10, 30, 60 and 120 mg) for oral administration based on body weight. Trilostane (4 α ,5 α -epoxy-17 β -hydroxy-3-oxoandrostane-2 α -carbonitrile) is an orally active synthetic steroid analogue that selectively inhibits 3 β -hydroxysteroid dehydrogenase in the adrenal cortex, thereby inhibiting the conversion of pregnenolone to progesterone. This inhibition blocks production of glucocorticoids and to a lesser extent, mineralocorticoids and sex hormones while steroid precursor levels increase. The structural formula is:



INDICATIONS: VETORYL Capsules are indicated for the treatment of pituitary-dependent hyperadrenocorticism in dogs. VETORYL Capsules are indicated for the treatment of hyperadrenocorticism due to adrenocortical tumor in dogs.

DOSAGE AND ADMINISTRATION: Always provide the Client Information Sheet with prescription (see **INFORMATION FOR DOG OWNERS**).

1. Starting dose. The starting dose for the treatment of hyperadrenocorticism in dogs is 1-3 mg/lb (2.2-6.7 mg/kg) once a day. Start with the lowest possible dose based on body weight and available combinations of capsule sizes. VETORYL Capsules should be administered with food.

2. Action at 10-14 day evaluation (Table 1). After approximately 10-14 days at this dose, re-examine the dog and conduct a 4-6 hour post-dosing ACTH stimulation test and serum biochemical tests (with particular attention to electrolytes, and renal and hepatic function). If physical examination is acceptable, take action according to Table 1.

Owners should be instructed to stop therapy and contact their veterinarian immediately in the event of adverse reactions such as vomiting, diarrhea, lethargy, poor/reduced appetite, weakness, collapse or any other unusual developments. If these clinical signs are observed, conduct an ACTH stimulation test and serum biochemical tests (with particular attention to electrolytes, and renal and hepatic function).

Table 1: Action at 10-14 day evaluation

| Post-ACTH serum cortisol | | |
|--------------------------|--------------|--|
| $\mu\text{g/dL}$ | nmol/L | Action |
| < 1.45 | < 40 | Stop treatment. Re-start at a decreased dose |
| 1.45 to 5.4 | 40 to 150 | Continue on same dose |
| >5.4 to 9.1 | > 150 to 250 | EITHER: Continue on current dose if clinical signs are well controlled OR: Increase dose if clinical signs of hyperadrenocorticism are still evident* |
| > 9.1 | > 250 | Increase initial dose |

*Combinations of capsule sizes should be used to slowly increase the once daily dose.

3. Individual dose adjustments and close monitoring are essential. Re-examine and conduct an ACTH stimulation test and serum biochemical tests (with particular attention to electrolytes, and renal and hepatic function) 10-14 days after every dose alteration. Care must be taken during dose increases to monitor the dog's clinical signs.

Once daily administration is recommended. However, if clinical signs are not controlled for the full day, twice daily dosing may be needed. To switch from a once daily dose to a twice daily dose, the total daily dose should be divided into 2 portions given 12 hours apart. It is not necessary for the portions to be equal. If applicable, the larger dose should be administered in the morning and the smaller dose in the evening. For example, a dog receiving 90 mg would receive 60 mg in the morning, and 30 mg in the evening.

4. Long term monitoring. Once an optimum dose of VETORYL Capsules has been reached, re-examine the dog at 30 days, 90 days and every 3 months thereafter. At a minimum, this monitoring should include: • A thorough history and physical examination.

- An ACTH stimulation test (conducted 4-6 hours after VETORYL Capsule administration) - a post-ACTH stimulation test resulting in a cortisol of < 1.45 $\mu\text{g/dL}$ (< 40 nmol/L), with or without electrolyte abnormalities, may precede the development of clinical signs of hyperadrenocorticism.
 - Serum biochemical tests (with particular attention to electrolytes, and renal and hepatic function).
- Good control is indicated by favorable clinical signs as well as post-ACTH serum cortisol of 1.45-9.1 $\mu\text{g/dL}$ (40-250 nmol/L).

If the ACTH stimulation test is < 1.45 $\mu\text{g/dL}$ (< 40 nmol/L) and/or if electrolyte imbalances characteristic of hyperadrenocorticism (hyperkalemia and hyponatremia) are found, VETORYL Capsules should be temporarily discontinued until recurrence of clinical signs consistent with hyperadrenocorticism and ACTH stimulation test results return to normal (1.45-9.1 $\mu\text{g/dL}$ or 40-250 nmol/L). VETORYL Capsules may then be re-introduced at a lower dose.

CONTRAINDICATIONS: The use of VETORYL Capsules is contraindicated in dogs that have demonstrated hypersensitivity to trilostane. Do not use VETORYL Capsules in animals with primary hepatic disease or renal insufficiency (See **WARNINGS** and **PRECAUTIONS**). Do not use in pregnant dogs. Studies conducted with trilostane in laboratory animals have shown teratogenic effects and early pregnancy loss.

WARNINGS: Hyperadrenocorticism can develop at any dose of VETORYL Capsules. In some cases, it may take months for adrenal function to return and some dogs never regain adequate adrenal function.

All dogs should undergo a thorough history and physical examination before initiation of therapy with VETORYL Capsules. Other conditions, such as primary hepatic and/or renal disease should be considered when the patient is exhibiting signs of illness in addition to signs of hyperadrenocorticism (e.g. vomiting, diarrhea, poor/reduced appetite, weight loss, and lethargy). Appropriate laboratory tests to establish hematological and serum biochemical baseline data prior to, and periodically during, administration of VETORYL Capsules should be considered.

Owners should be advised to discontinue therapy immediately and contact their veterinarian if signs of potential drug toxicity are observed (see **INFORMATION FOR DOG OWNERS, DOSAGE AND ADMINISTRATION, PRECAUTIONS, ADVERSE REACTIONS, ANIMAL SAFETY AND POST-APPROVAL EXPERIENCE).**

In case of overdose, symptomatic treatment of hyperadrenocorticism with corticosteroids, mineralocorticoids and intravenous fluids may be required.

Angiotensin converting enzyme (ACE) inhibitors should be used with caution with VETORYL Capsules, as both drugs have aldosterone-lowering effects which may be additive, impairing the patient's ability to maintain normal electrolytes, blood volume and renal perfusion. Potassium sparing diuretics (e.g. spironolactone) should not be used with VETORYL Capsules as both drugs have the potential to inhibit aldosterone, increasing the likelihood of hyperkalemia.

HUMAN WARNINGS: Keep out of reach of children. Not for human use.

Wash hands after use. Do not empty capsule contents and do not attempt to divide the capsules. Do not handle the capsules if pregnant or if trying to conceive. Trilostane is associated with teratogenic effects and early pregnancy loss in laboratory animals. In the event of accidental ingestion/overdose, seek medical advice immediately and take the labeled container with you.

PRECAUTIONS: Mitotane (o,p'-DDD) treatment will reduce adrenal function. Experience in foreign markets suggests that when mitotane therapy is stopped, an interval of at least one month should elapse before the introduction of VETORYL Capsules. It is important to wait for both the recurrence of clinical signs consistent with hyperadrenocorticism, and a post-ACTH cortisol level of > 9.1 $\mu\text{g/dL}$ (> 250 nmol/L) before treatment with VETORYL Capsules is initiated. Close monitoring of adrenal function is advised, as dogs previously treated with mitotane may be more responsive to the effects of VETORYL Capsules.

The use of VETORYL Capsules will not affect the adrenal tumor itself. Adrenalectomy should be considered as an option for cases that are good surgical candidates. The safe use of this drug has not been evaluated in lactating dogs and males intended for breeding.

ADVERSE REACTIONS: The most common adverse reactions reported are poor/reduced appetite, vomiting, lethargy/dullness, diarrhea, and weakness. Occasionally, more serious reactions, including severe depression, hemorrhagic diarrhea, collapse, hypoadrenocortical crisis or adrenal necrosis/rupture may occur, and may result in death.

In a US field study with 107 dogs, adrenal necrosis/rupture (two dogs) and hypoadrenocorticism (two dogs) were the most severe adverse reactions in the study. One dog died suddenly of adrenal necrosis, approximately one week after starting trilostane therapy. One dog developed an adrenal rupture, believed to be secondary to adrenal necrosis, approximately six weeks after starting trilostane therapy. This dog responded to trilostane discontinuation and supportive care.

Two dogs developed hypoadrenocorticism during the study. These two dogs had clinical signs consistent with hypoadrenocorticism (lethargy, anorexia, collapse) and post-ACTH cortisol levels \leq 0.3 $\mu\text{g/dL}$. Both dogs responded to trilostane discontinuation and supportive care, and one dog required continued treatment for hypoadrenocorticism (glucocorticoids and mineralocorticoids) after the acute presentation.

Additional adverse reactions were observed in 93 dogs. The most common of these included diarrhea (31 dogs), lethargy (30 dogs), inappetence/anorexia (27 dogs), vomiting (28 dogs), musculoskeletal signs (lameness, worsening of degenerative joint disease) (25 dogs), urinary tract infection (UTI)/hematuria (17 dogs), shivering/shivering (10 dogs), otitis externa (8 dogs), respiratory signs (coughing, congestion) (7 dogs), and skin/coat abnormality (seborrhea, pruritus) (8 dogs).

Five dogs died or were euthanized during the study (one dog secondary to adrenal necrosis, discussed above, two dogs due to progression of pre-existing congestive heart failure, one dog due to progressive central nervous system signs, and one dog due to cognitive decline leading to inappropriate elimination). In addition to the two dogs with adrenal necrosis/rupture and the two dogs with hypoadrenocorticism, an additional four dogs were removed from the study as a result of possible trilostane-related adverse reactions, including collapse, lethargy, inappetence, and trembling.

Complete blood counts conducted pre- and post-treatment revealed a statistically significant ($p < 0.005$) reduction in red cell variables (HCT, HGB, and RBC), but the mean values remained within the normal range. Additionally, approximately 10% of the dogs had elevated BUN values (\geq 40 mg/dL) in the absence of concurrent creatinine elevations. In general, these dogs were clinically normal at the time of the elevated BUN.

In a long term follow-up study of dogs in the US effectiveness study, the adverse reactions were similar to the short term study. Vomiting, diarrhea and general gastrointestinal signs were most commonly observed. Lethargy, inappetence/anorexia, heart murmur or cardiopulmonary signs, inappropriate urination/incontinence, urinary tract infections or genitourinary disease, and neurological signs were reported. Included in the US follow-up study were 14 deaths, three of which were possibly related to trilostane. Eleven dogs died or were euthanized during the study for a variety of conditions considered to be unrelated to or to have an unknown relationship with administration of trilostane.

In two UK field studies with 75 dogs, the most common adverse reactions seen were vomiting, lethargy, diarrhea/loose stools, and anorexia. Other adverse reactions included: nocturia, corneal ulcer, cough, persistent estrus, vaginal discharge and vulvar swelling in a spayed female, hypoadrenocorticism, electrolyte imbalance (elevated potassium with or without decreased sodium), collapse and seizure, shaking, muscle tremors, constipation, scratching, weight gain, and weight loss. One dog died of congestive heart failure and another died of pulmonary thromboembolism. Three dogs were euthanized during the study. Two dogs had renal failure and another had worsening arthritis and deterioration of appetite.

In a long term follow-up of dogs included in the UK field studies, the following adverse reactions were seen: hypoadrenocortical episode (including syncope, tremor, weakness, and vomiting), hypoadrenocortical crisis or renal failure (including azotemia, vomiting, dehydration, and collapse), chronic intermittent vaginal discharge, hemorrhagic diarrhea, occasional vomiting, and distal limb edema. Signs of hypoadrenocorticism were usually reversible after withdrawal of the drug, but may be permanent. One dog discontinued VETORYL Capsules and continued to have hypoadrenocorticism when evaluated a year later. Included in the follow-up were reports of deaths, at least 5 of which were possibly related to use of VETORYL Capsules. These included dogs that died or were euthanized because of renal failure, hypoadrenocortical crisis, hemorrhagic diarrhea, and hemorrhagic gastroenteritis.

Foreign Market Experience: The following events were reported voluntarily during post-approval use of VETORYL Capsules in foreign markets. The most serious adverse events were death, adrenal necrosis, hypoadrenocorticism (electrolyte alterations, weakness, collapse, anorexia, lethargy, vomiting, diarrhea, and azotemia), and corticosteroid withdrawal syndrome (weakness, lethargy, anorexia, and weight loss). Additional adverse events included: renal failure, diabetes mellitus, pancreatitis, autoimmune hemolytic anemia, vomiting, diarrhea, anorexia, skin reactions (rash, erythematous skin eruptions), hind limb paresis, seizures, neurological signs from growth of macroadenomas, oral ulceration, and muscle tremors.

POST-APPROVAL EXPERIENCE: As of June 2013, the following adverse events are based on post-approval adverse drug experience reporting. Not all adverse reactions are reported to FDA CVM. It is not always possible to reliably estimate the adverse event frequency or establish a causal relationship to product exposure using this data. The following adverse events are listed in decreasing order of reporting frequency: anorexia, lethargy/depression, vomiting, diarrhea, elevated liver enzymes, elevated potassium with or without decreased sodium, elevated BUN, decreased Na/K ratio, hypoadrenocorticism, weakness, elevated creatinine, shaking, renal insufficiency. In some cases, death has been reported as an outcome of the adverse events listed above.

For a cumulative listing of adverse reactions for trilostane reported to the CVM see: <http://www.fda.gov/ADEReports>

This listing includes Adverse Events reported to CVM for products, such as VETORYL Capsules, that contain the active ingredient trilostane. Listings by active ingredient may represent more than one brand name.

To report suspected adverse events and/or obtain a copy of the MSDS or for technical assistance, call Dechra Veterinary Products at (866) 933-2472.

For additional information about adverse drug experience reporting for animal drugs, contact FDA at 1-888-FDA-VETS or online at: <http://www.fda.gov/AnimalVeterinary/SafetyHealth>

INFORMATION FOR DOG OWNERS: Owners should be aware that the most common adverse reactions may include: an unexpected decrease in appetite, vomiting, diarrhea, or lethargy and should receive the Client Information Sheet with the prescription. Owners should be informed that control of hyperadrenocorticism should result in resolution of polyphagia, polyuria and polydipsia. **Serious adverse reactions associated with this drug can occur without warning and in some cases result in death (see ADVERSE REACTIONS and POST-APPROVAL EXPERIENCE).**

Owners should be advised to discontinue VETORYL Capsules and contact their veterinarian immediately if signs of intolerance such as vomiting, diarrhea, lethargy, poor/reduced appetite, weakness, or collapse are observed. Owners should be advised of the importance of periodic follow-up for all dogs during administration of VETORYL Capsules.

CLINICAL PHARMACOLOGY: Trilostane absorption is enhanced by administration with food. In healthy dogs, maximal plasma levels of trilostane occur within 1.5 hours, returning to baseline levels within twelve hours, although large inter-dog variation occurs. There is no accumulation of trilostane or its metabolites over time.

EFFECTIVENESS: Eighty-three dogs with hyperadrenocorticism were enrolled in a multi-center US field study. Additionally, 30 dogs with hyperadrenocorticism were enrolled in two UK field studies. Results from these studies demonstrated that treatment with VETORYL Capsules resulted in an improvement in clinical signs (decreased thirst, decreased frequency of urination, decreased panting, and improvement of appetite and activity). Improvement in post-ACTH cortisol levels occurred in most cases within 14 days of starting VETORYL Capsules therapy.

In these three studies, there were a total of 10 dogs diagnosed with hyperadrenocorticism due to an adrenal tumor or due to concurrent pituitary and adrenal tumors. Evaluation of these cases failed to demonstrate a difference in clinical, endocrine, or biochemical response when compared to cases of pituitary-dependent hyperadrenocorticism.

ANIMAL SAFETY: In a laboratory study, VETORYL Capsules were administered to 8 healthy 6 month old Beagles per group at 0X (empty capsules), 1X, 3X, and 5X the maximum starting dose of 6.7 mg/kg twice daily for 90 days. Three animals in the 3X group (receiving 20.1 mg/kg twice daily) and five animals in the 5X group (receiving 33.5 mg/kg twice daily) died between Days 23 and 46. They showed one or more of the following clinical signs: decreased appetite, decreased activity, weight loss, dehydration, soft stool, slight muscle tremors, diarrhea, lateral recumbency, and staggering gait. Bloodwork showed hyponatremia, hyperkalemia, and azotemia, consistent with hypoadrenocortical crisis. Post-mortem findings included epithelial necrosis or cystic dilation of duodenal mucosal crypts, gastric mucosal or thymic hemorrhage, atrial thrombosis, pyelitis and cystitis, and inflammation of the lungs.

ACTH stimulated cortisol release was reduced in all dogs treated with VETORYL Capsules. The dogs in the 3X and 5X groups had decreased activity. The 5X dogs had less weight gain than the other groups. The 3X and 5X dogs had lower sodium, albumin, total protein, and cholesterol compared to the control dogs. The 5X dogs had lower mean corpuscular volume than the controls. There was a dose dependent increase in amylase. Post-mortem findings included dose dependent adrenal cortical hypoplasia.

STORAGE INFORMATION: Store at controlled room temperature 25°C (77°F) with excursions between 15°-30°C (59°-86°F) permitted.

HOW SUPPLIED: VETORYL Capsules are available in 5, 10, 30, 60 and 120 mg strengths, packaged in aluminum foil blister cards of 10 capsules, with 3 cards per carton.

| | |
|-------------------------|------------------|
| VETORYL Capsules 5 mg | NDC 17033-105-30 |
| VETORYL Capsules 10 mg | NDC 17033-110-30 |
| VETORYL Capsules 30 mg | NDC 17033-130-30 |
| VETORYL Capsules 60 mg | NDC 17033-160-30 |
| VETORYL Capsules 120 mg | NDC 17033-112-30 |

TAKE TIME



OBSERVE LABEL DIRECTIONS

NADA 141-291, Approved by FDA.

Distributed by:
Dechra Veterinary Products
7015 College Boulevard, Suite 525
Overland Park, KS 66211

VETORYL is a trademark of Dechra Ltd © 2015, Dechra Ltd



Dechra
Veterinary Products
01TB-VET50030-0615